



# Teleflex Incorporated

**Vascular Intervention Investor Call**

**November 14, 2025**

**Teleflex™**  
Empowering the future of healthcare

# Conference Call Logistics

The release, accompanying slides, and replay webcast are available online at [www.teleflex.com](http://www.teleflex.com) (click on Investors)

An audio replay of the call will be available beginning at **11:00 am** Eastern Time on **November 14, 2025** either on the Teleflex website or by telephone.

The call can be accessed by dialing **1 800 770 2030 (U.S.)** or **1 609 800 9909** (all other locations).

The confirmation code is **61210**.



# Today's Speakers

**Liam Kelly**  
Chairman,  
President and CEO

**Matthew James**  
President, Global  
Interventional Access

**Dr. Thierry Glauser**  
VP R&D Vascular  
Intervention

**Dr. Chris Buller, MD**  
Medical Director,  
Teleflex

**Dr. Kevin Croce, MD**  
Interventional Cardiologist  
Brigham and Women's Hospital  
Boston, MA

**Dr. Elliot Smith, MD**  
Interventional Cardiologist  
Barts Heart Center  
London, UK

# Note on Forward-Looking Statements

This presentation and our discussion contain forward-looking information and statements, which inherently involve risks and uncertainties that could cause actual results to differ from those projected or implied in the forward-looking statements.

These statements involve known and unknown risks, uncertainties and other factors that may cause actual results or events to differ materially from those anticipated in such forward-looking statements, including those risks and uncertainties discussed in our SEC filings, including our most recent Annual Report on Form 10-K.

The forward-looking statements included in this presentation should not be unduly relied upon. These statements speak only as of the date made. Other than as required by applicable law, we do not intend, and do not assume any obligation, to update these forward-looking statements.

# Agenda

## VI Growth Drivers

**Matt James**, President of Teleflex Global Interventional Access

## Key technology & differentiators

**Matt James**, President of Teleflex Global Interventional Access

## Future Pipeline

**Thierry Glauser**, Teleflex Vice President of R&D for EMEA Vascular and Interventional

## Physician Interview

**Dr. Chris Buller**, Teleflex Medical Director  
**Dr. Kevin Croce**, Interventional Cardiologist  
**Dr. Elliot Smith**, Interventional Cardiologist

## Summary

**Liam Kelly**, Chairman, Teleflex President and Chief Executive Officer



# VI is ready to contribute to sustainable revenue growth

1

## Underlying organic market growth



Solid mid to high single-digit market growth

Increasing complexity of disease demands advanced technology

2

## Expansion of market & account access



Uniting sales teams drives presence & penetration

Significant upside potential from globalization of technology

Room to grow in key existing and emerging markets

3

## Differentiated Portfolio



Unique portfolio to serve everyday to complex procedures

Category-defining technology

4

## Strong customer engagement & education



Building trust & partnerships with customers

First-class education programs

Leveraging insights & user needs to shape our future

# 1 Underlying organic market growth

Ischemic heart disease (IHD) is the leading cause of global mortality<sup>1</sup>



**510M** Global prevalence of chronic heart disease (CHD) by 2050<sup>2</sup>



**People >70 years** account for a major part of the burden of IHD<sup>2</sup>



Disease burden in 'lower socio-demographic index (SDI)' regions



**Prevalence of peripheral arterial disease (PAD) 21.7%** of women **14.8%** of men ≥65 years by 2050<sup>3</sup>



Continued growth of cardiovascular interventions

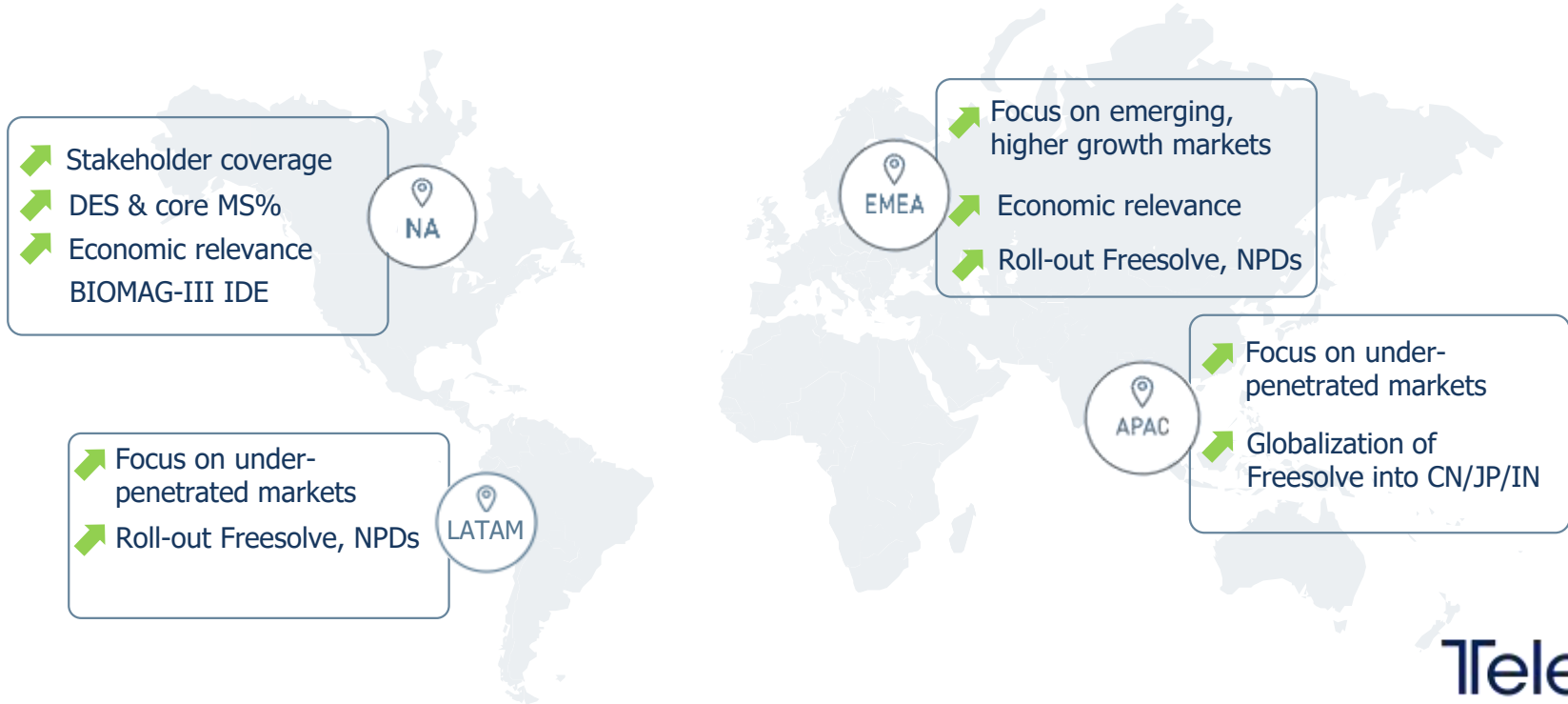
Increased age-related disease complexity. Chronic disease requires lifetime management & preservation of future options

Above average growth in emerging markets as access to healthcare improves

High single-digit growth of Peripheral Intervention and increasing age-related disease complexity

## 2 Expansion of market & account access

Uniting sales teams drives presence & penetration. Upside potential from globalization of technology



# 3 CVI Therapy Solutions

Empowering physician choice from everyday to complex procedures

## Navigate

Any level of complexity



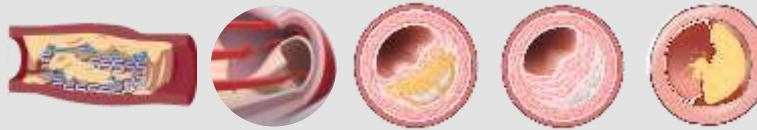
NORMAL ARTERY



CHRONIC TOTAL OCCLUSION


## Treat

All lesions, whatever the strategy – “Leading the way in PCI”



## Rescue

When seconds count



## Guide Extension



## Microcatheters



## Pantera Lux<sup>®</sup> DCB\*



## Freesolve<sup>™</sup> RMS\*



## Orsiro Mission<sup>™</sup> DES



## Ringer<sup>™</sup> PBC PK Papyrus\*\* Covered Stent








Not all products are available in all countries.

9 \*Freesolve<sup>™</sup> RMS is available in CE-mark accepting countries; Freesolve<sup>™</sup> RMS is limited by US law to investigational use only. Pantera<sup>™</sup> Lux<sup>™</sup> DCB not available in the U.S. and Japan.

\*\*Humanitarian Device. Authorized by Federal law for use in the treatment of acute perforations of native coronary arteries and coronary bypass grafts in vessels 2.5 to 5.0 mm in diameter. The effectiveness of this device for this use has not been demonstrated.

**Teleflex<sup>™</sup>**  
Empowering the future of healthcare

# Broad & Differentiated VI Portfolio positioned in growing markets

Key Segments	Representative Products					Market value & growth*
<p>Coronary Vascular Intervention (CVI)</p> 	 <p><b>Orsiro™ Mission Drug-Eluting Stent (DES)</b></p>	 <p><b>PK Papyrus™ Covered Coronary Stent***</b></p>	 <p><b>Pantera™ Lux™ Drug-Coated Balloon (DCB)</b></p>	 <p><b>Freesolve™ Resorbable Magnesium Scaffold (RMS)**</b></p>	<p><b>\$6.4Bn</b></p> <p>➤ Mid single-digit%</p>	
<p>Peripheral Vascular Intervention (PVI)</p> 	 <p><b>Dynetic™ -35 Balloon Expandable Cobalt Chromium Stent</b></p>	 <p><b>Pulsar™ -18 T3 Self-Expanding 4F Stent</b></p>	 <p><b>Passeo™ -18 Lux™ Peripheral Drug Coated Balloon</b></p>	 <p><b>Oscar™ Multifunctional Peripheral Catheter</b></p>	<p><b>\$3.6Bn</b></p> <p>➤ High single-digit%</p>	

Not all products are available in all countries.

\* Based on market data and internal Teleflex estimates of markets served.

\*\*Freesolve™ RMS is available in CE-mark accepting countries; Freesolve™ RMS is limited by US law to investigational use only. Dynetic™ -35 Balloon Expandable Cobalt Chromium Stent and Pantera™ Lux™ DCB not available in the U.S. and Japan.

\*\*\*Humanitarian Device. Authorized by Federal law for use in the treatment of acute perforations of native coronary arteries and coronary bypass grafts in vessels 2.5 to 5.0 mm in diameter. The effectiveness of this device for this use has not been demonstrated.

# Why Resorbable Scaffolds?






Reduce long-term events of DES and acute limitations of DCB

## Reduced late clinical events compared to permanent stent implants:

- Low thrombogenicity and events of scaffold thrombosis
- No permanent implant (CT and MRI compatibility)

## Immediate & sustained vessel support during & after PCI:

- Maintains support for more than 3 months post implant<sup>\*\*,\*\*\*</sup>

	Acute Scaffolding	Prevent recoil	Implant-free @12m	Restore vasomotion	Combination use
<b>DCB*</b> 	X	X	✓	✓ <sup>5</sup>	✓
<b>DES*</b> 	✓	✓	X	X	✓
<b>RMS*</b> 	✓	✓	✓ <sup>6</sup>	✓ <sup>7</sup>	3 VI studies ongoing comparing combined use of DES+DCB+RMS
<b>Polymer Bioresorbables</b> 	✓	✓	 <sup>8</sup>	✓ <sup>9</sup>	?

11 Information in this material is not a substitute for the product Instructions for Use. \*Not all products may be available in all countries. Freesolve™ RMS is available in CE-mark accepting countries; Freesolve RMS is limited by US law to investigational use only. DCB not available in US and Japan.  
 \*\*Based on pre-clinical data, Seguchi, M. et al., EuroIntervention 2023  
 \*\*\*Company data on file, in comparison to predecessor device

## 4 Strong customer engagement & education

Putting the customer at the center of everything we do



Investing in health  
care professional (HCP)  
education



Advancing science  
through evidence  
generation

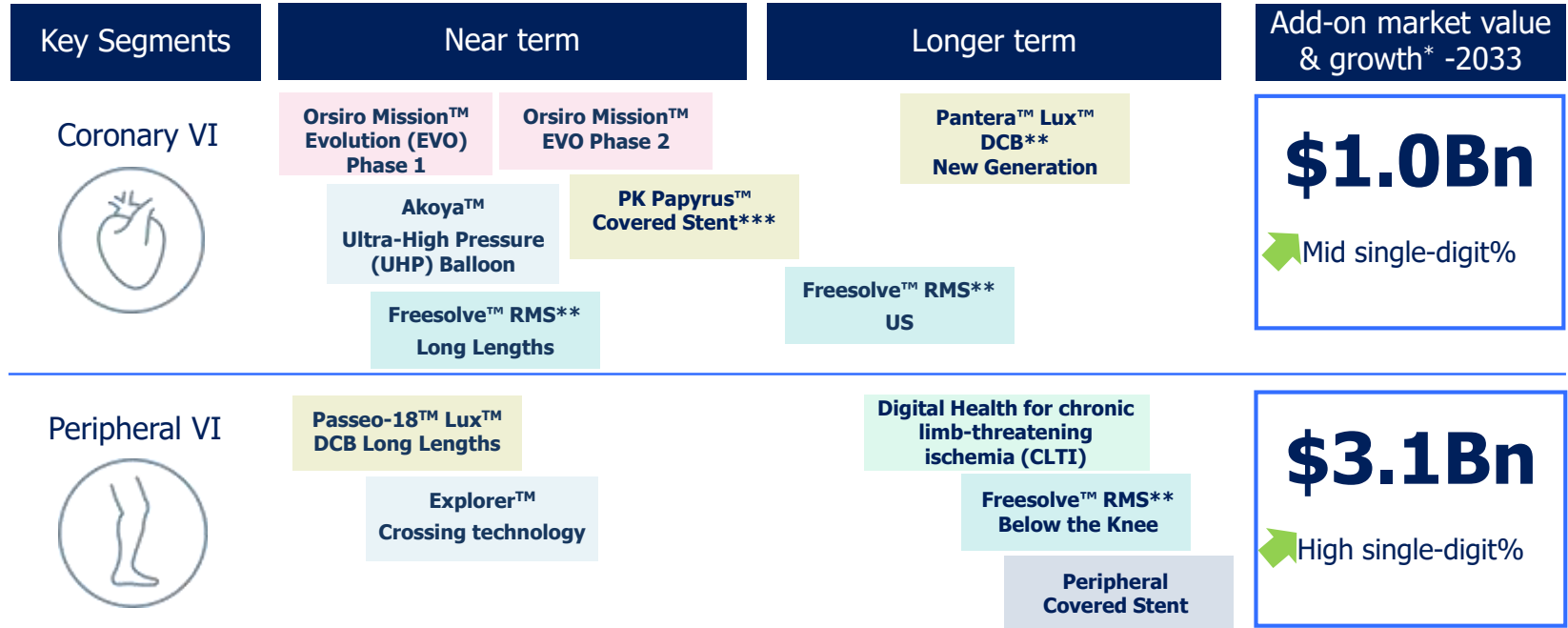


Promoting peer  
exchange & consensus



Providing insights &  
direction

# VI R&D pipeline will generate expansion into new, high growth segments



Not all products are available in all countries.

\*Global Data Cardiovascular Devices 2024/5

\*\*Freesolve™ RMS is available in CE-mark accepting countries; Freesolve™ RMS is limited by US law to investigational use only. Pantera™ Lux™ DCB not available in the U.S. and Japan.

\*\*\*Humanitarian Device. Authorized by Federal law for use in the treatment of acute perforations of native coronary arteries and coronary bypass grafts in vessels 2.5 to 5.0 mm in diameter. The effectiveness of this device for this use has not been demonstrated.

# Physician interview



**Dr. Chris Buller, MD**  
Medical Director,  
Teleflex



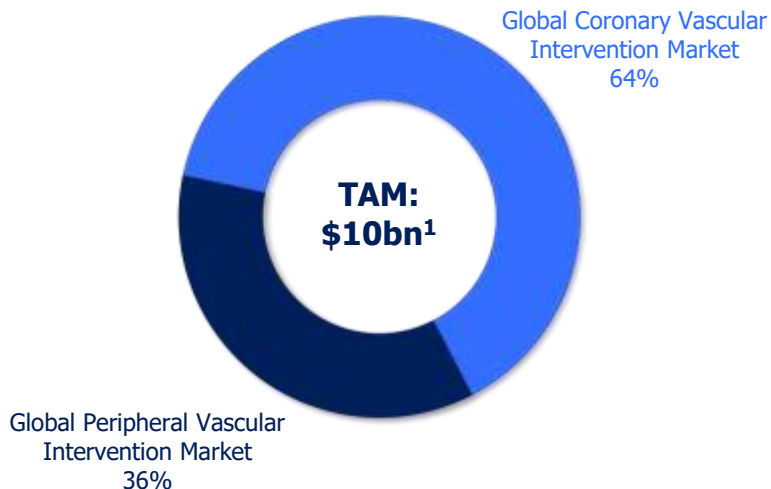
**Dr. Kevin Croce, MD**  
Interventional Cardiologist  
Brigham and Women's Hospital  
Boston, MA



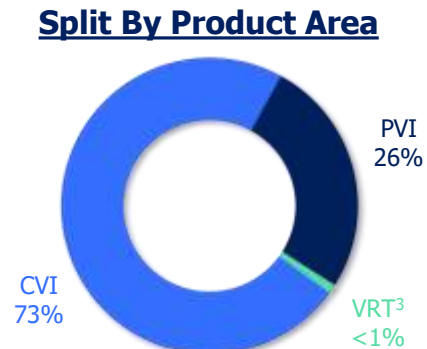
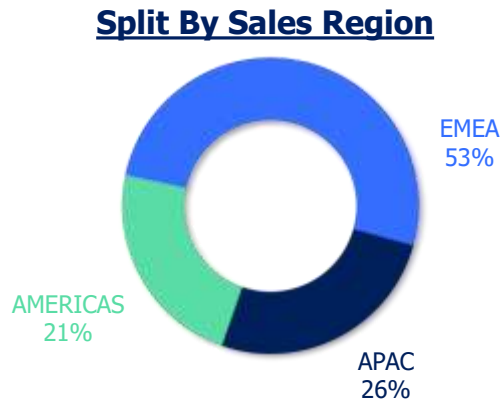
**Dr. Elliot Smith, MD**  
Interventional Cardiologist  
Barts Heart Center  
London, UK

# Vascular Intervention Business At A Glance

## Total Addressable Market of the Vascular Intervention Business



## 2024 Sales Mix of the Vascular Intervention Business<sup>2</sup>



# Executive Summary

## Expanding Into An Attractive Market

- Vascular Intervention acquisition significantly expands Teleflex’s market presence with a combined coronary/peripheral Interventional business
- The peripheral intervention market is growing rapidly with global market growth estimated to be in the high single-digit range

## Product Portfolio Synergies

- Acquired coronary portfolio highly complementary to Teleflex’s complex PCI portfolio and provides entry into the peripheral intervention market
- Broad portfolio of drug-coated balloons, drug-eluting stents, covered stents, self-expanding and balloon-expandable bare metal stents, and balloon catheters, plus complementary near-term pipeline additions
- Expands and enhances the Interventional salesforce and offerings by combining existing Teleflex access products with the acquired therapeutic devices
- Creates greater commercial efficiencies and presence in the hospital cath lab
- Improves global geographic mix & access to emerging markets
- Acquisition brings robust R&D, clinical expertise, and global manufacturing capabilities

## Integration On Track

- Meeting the milestones laid out in our deal model
- We will continue to focus on integration activities over the next 12-18 months to position us for strong growth

# Thank You!

Not all products are available in all countries.

\***Freesolve™ RMS** is available in CE-mark accepting countries; Freesolve™ RMS is limited by US law to investigational use only.

\*\***PK Papyrus Covered Coronary Stent is a Humanitarian Device.** Authorized by Federal law for use in the treatment of acute perforations of native coronary arteries and coronary bypass grafts in vessels 2.5 to 5.0 mm in diameter. The effectiveness of this device for this use has not been demonstrated.

**CAUTION:** Federal (USA) law restricts these devices to sale or use by or on the order of a physician.

Teleflex, the Teleflex logo, Akoya, Dynetic, Explorer, Freesolve, Lux, Mission, Orsiro, Orsiro Mission, Oscar, Pantera, Passeo, PK Papyrus, Pulsar, and Ringer are trademarks or registered trademarks of Teleflex Incorporated or its affiliates in the U.S. and/or other countries. Refer to the Instructions for Use for a complete listing of the indications, contraindications, warnings and precautions.

© 2025 Teleflex Incorporated. All rights reserved. Revised 11/2025.

# Appendix

**Teleflex**<sup>™</sup>  
Empowering the future of healthcare



# References

1. Roth GA, Mensah GA, Johnson CO, Addolorato G, Ammirati E, Baddour LM et al. . Global burden of cardiovascular diseases and risk factors, 1990-2019: update from the GBD 2019 study. *J Am Coll Cardiol* 2020;76:2982–3021.
2. *Eur Heart J Qual Care Clin Outcomes*, Volume 11, Issue 4, June 2025, Pages 355–366, <https://doi.org/10.1093/ehjqcco/qcae049>
3. Deng L, Du C, Liu L, Wang Y, Gu H, Armstrong DG, Mills JL, Hochlenert D, Deng H, Ran J, Chen Y, Jiang X, Ma Y, Chen Q, Deng W; “Flow and Toe” Research Team (FORT)‡. Forecasting the Global Burden of Peripheral Artery Disease from 2021 to 2050: A Population-Based Study. *Research (Wash D C)*. 2025 Jul 1;8:0702. doi: 10.34133/research.0702. PMID: 40599301; PMCID: PMC12209533.
4. Madhavan MV et al. *J Am Coll Cardiol* 2020;75:590-604
5. Kawai T, Watanabe T, Yamada T, Morita T, Furukawa Y, Tamaki S, Kawasaki M, Kikuchi A, Seo M, Nakamura J, Tachibana K, Kida H, Sotomi Y, Sakata Y, Fukunami M. Coronary vasomotion after treatment with drug-coated balloons or drug-eluting stents: a prospective, open-label, single-centre randomised trial. *EuroIntervention*. 2022 Jun 3;18(2):e140-e148. doi: 10.4244/EIJ-D-21-00636. PMID: 34757917; PMCID: PMC9904379.
5. Seguchi, M “Twelve-months vessel healing profile following the novel resorbable magnesium scaffold implantation: an intravascular OCT analysis of the BIOMAG-I trial” presented at ESC August 2023. BIOMAG-I Study sponsored by Biotronik, acquired by Teleflex Incorporated.
6. Haude, Michael & Iglesias, Juan F. & Garcia-Garcia, Hector & Barlagiannis, Dimitrios & Degrauwe, Sophie & Melaku, Gebremedhin & Beyene, Solomon & Waksman, Ron. (2024). A new resorbable magnesium scaffold (DREAMS 3G): 12-month vasomotion results from the BIOMAG-I first-in-human study. *EuroIntervention*. 20. e1118-e1120. 10.4244/EIJ-D-24-00355.
7. Wang L, Jiao L, Pang S, Yan P, Wang X, Qiu T. The Development of Design and Manufacture Techniques for Bioresorbable Coronary Artery Stents. *Micromachines (Basel)*. 2021 Aug 20;12(8):990. doi: 10.3390/mi12080990. PMID: 34442612; PMCID: PMC8398368.
8. Brugaletta S, Heo JH, Garcia-Garcia HM, Farooq V, van Geuns RJ, de Bruyne B, Dudek D, Smits PC, Koolen J, McClean D, Dorange C, Veldhof S, Rapoza R, Onuma Y, Bruining N, Ormiston JA, Serruys PW. Endothelial-dependent vasomotion in a coronary segment treated by ABSORB everolimus-eluting bioresorbable vascular scaffold system is related to plaque composition at the time of bioresorption of the polymer: indirect finding of vascular reparative therapy? *Eur Heart J*. 2012 Jun;33(11):1325-33. doi: 10.1093/eurheartj/ehr466. Epub 2012 Apr 16. PMID: 22507972.